

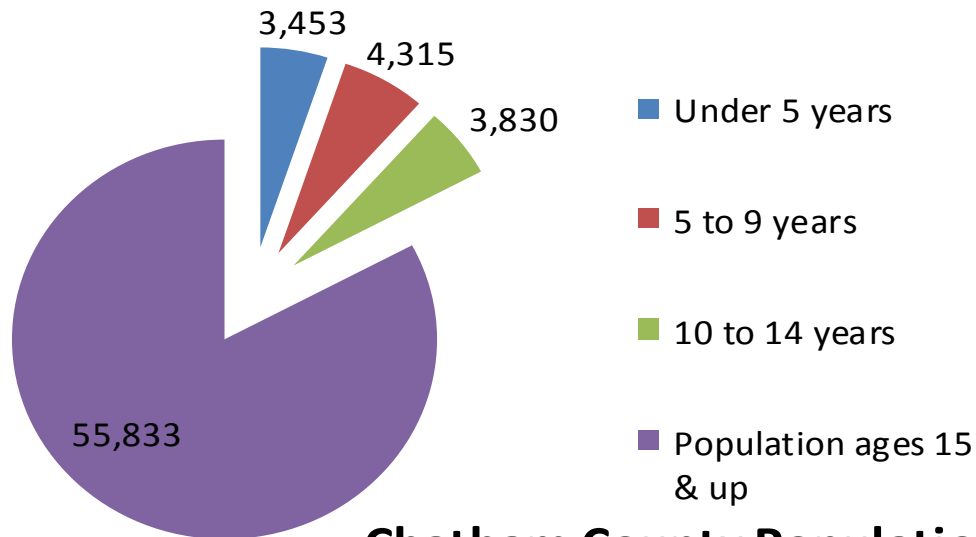
Child Care in Chatham County

A report on child care need, cost and availability by



2017

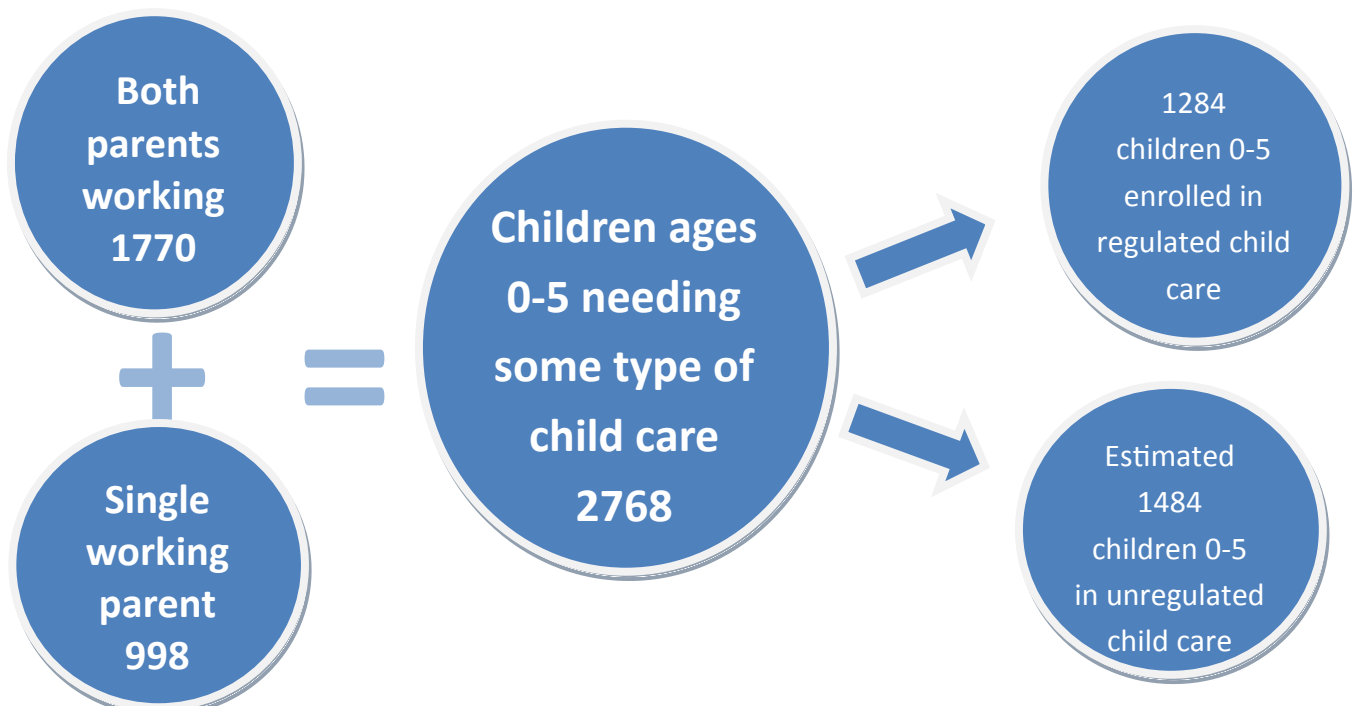
How many children live in Chatham County?



Chatham County Population

Source: U.S. Census Bureau, 2015 American Community Survey

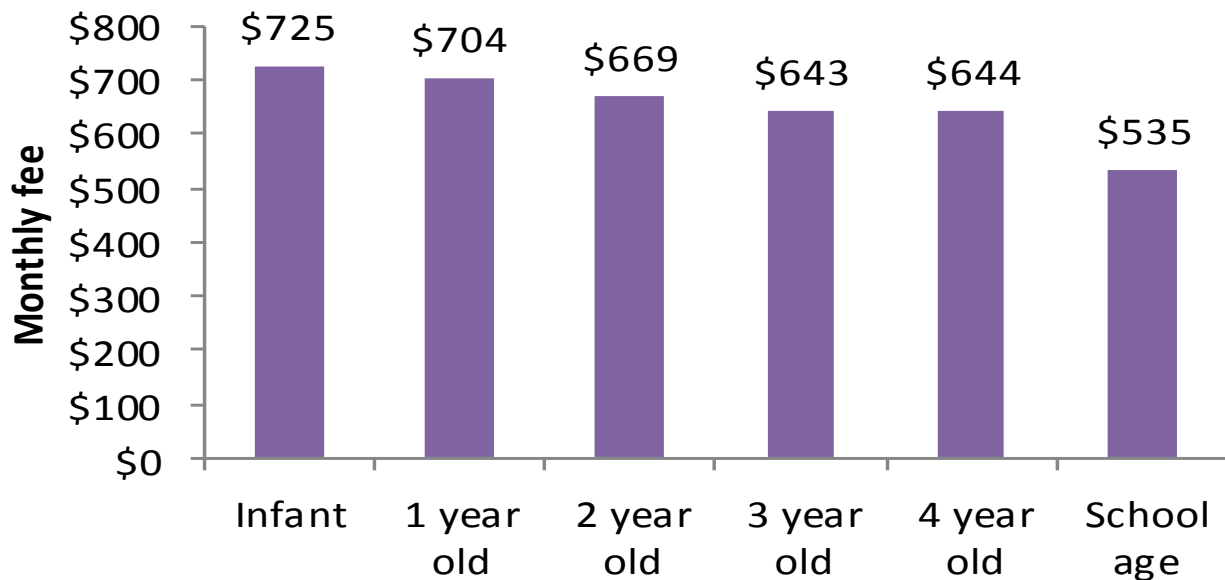
How many children ages 0-5 need child care?



Sources: NCDCEE Monthly Statistical Report May 2017 & U.S. Census Bureau, 2015 American Community Survey

How much does child care cost in Chatham County?

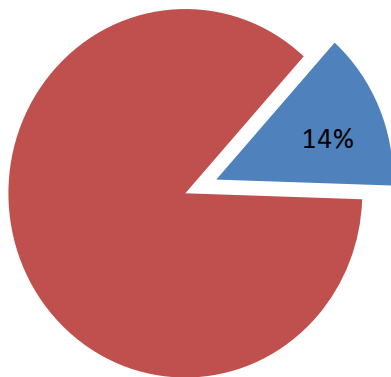
Average Cost of Full Time Child Care



Source: NACCRRAware database 6/2017 (fees reported to Chatham Co Partnership for Children by child care providers for referral database)

Child Care Cost as Portion of Median Income

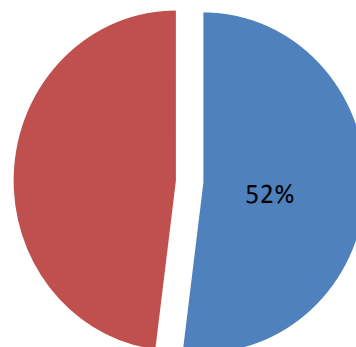
Chatham County Median Income \$56,642



Annual average cost of child care for one child \$7,845

Child Care Cost as Portion of Minimum Wage Income

Full-time minimum wage income \$15,080



Annual average cost of child care for one child \$7,845

Sources: U.S. Census Bureau, 2015 American Community Survey & NACCRRAware database 6/2017 (fees reported to Chatham Co Partnership for Children by child care providers for referral database)

What kinds of child care are available and where?

Type of Care	Number of programs by area				
	Pittsboro/ Moncure	Siler City	North Chatham	Southwest Chatham	Total
Child care centers (private, licensed)	6	10	4	0	20
Public preschools (licensed)	2	3	2	1	8
Family child care homes (licensed)	4	13	0	5	22
School-age programs (not licensed)	3	4	4	3	14
Half-day preschools (not licensed)	1	0	1	0	2
Total	16	27	11	9	66



How many children can these programs serve?

Type of Care	Number of daytime slots by area				
	Pittsboro/ Moncure	Siler City	North Chatham	Southwest Chatham	Total
Child care centers (private, licensed)	414	470	423	0	1307
Public preschools (licensed)	36	249	54	17	356
Family child care homes (licensed)	29	104	0	40	173
School-age programs (not licensed)	250	225	325	300	1100
Half-day preschools (not licensed)	142	0	60	0	202
Total slots					3138



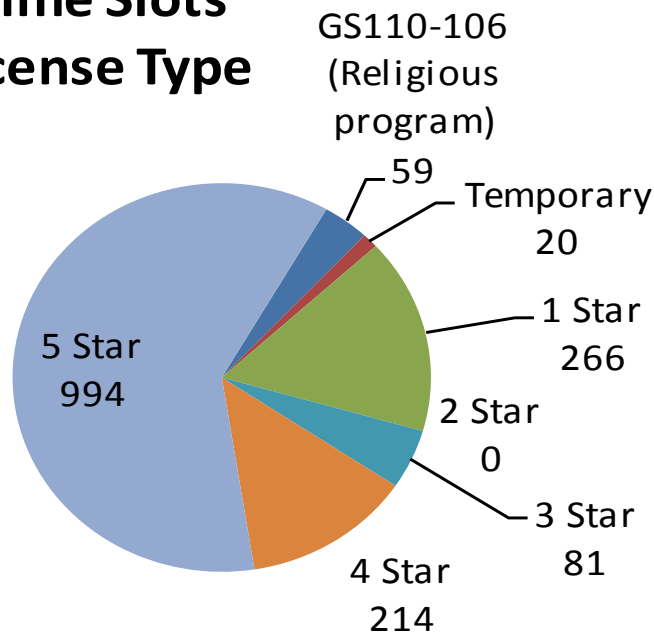
Where are special services available?

Service	Number of licensed child care programs offering service				
	Pittsboro/ Moncure	Siler City	North Chatham	Southwest Chatham	Total
Weekend child care	0	3	0	0	3
2 nd shift child care	3	8	0	1	12
3 rd shift child care	2	8	0	1	11
Transportation to/from home	2	9	0	1	12

Source (3 preceding charts): NACCRRAware database, 6/2017, Chatham Co Partnership for Children

What is the quality of child care available in Chatham County?

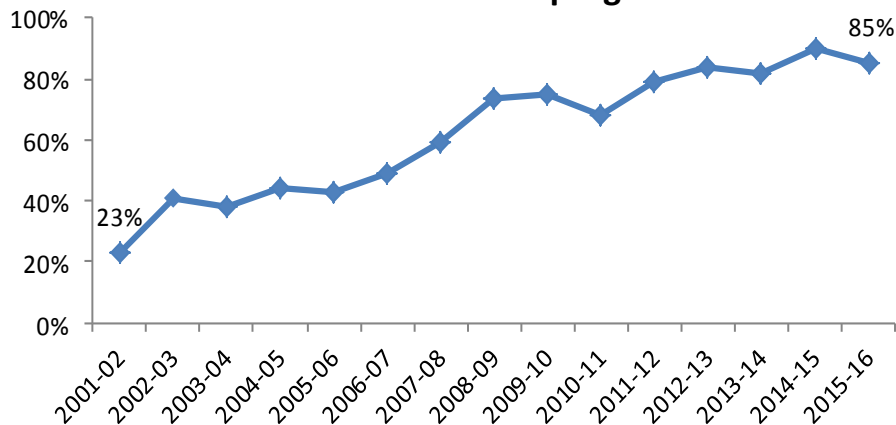
Licensed Daytime Slots Available by License Type



Source: NACCRRAware database 6/2017, Chatham Co Partnership for Children

How has Chatham County child care quality improved over time?

Percent of children in regulated child care enrolled in 4 & 5 star programs



Source: North Carolina Partnership for Children, Performance Based Incentive System Results Reports, 2005-2016



Chatham County Partnership for Children is a non-profit organization serving Chatham and surrounding counties. The Partnership staff, board of directors, and partners work together to promote opportunities for all our young children to grow up safe, healthy, and able to succeed. In 2016, Child Care Networks, Inc., merged with Chatham County Partnership for Children. We are now home to Smart Start, Child Care Resource & Referral, NC Pre-K, the Child and Adult Care Food Program, and Raising a Reader. Questions about this report can be directed to 919-542-7449 or erin@chathamkids.org.